



### District Report Card: 2017


<b>State:</b> Sikkim	<b>District:</b> North Sikkim
<b>Class:</b> 8	<b>Subject:</b> Language
<b>Schools:</b> 27	<b>Students:</b> 469


### Participation/Coverage


#### Students

<div>GENDER</div> <div></div>	Boys				Girls			
	Number		%		Number		%	
	216		46.06		253		53.94	

<div>AREA</div> <div></div>	Rural				Urban			
	Number		%		Number		%	
	453		96.59		16		3.41	

<div>CATEGORY</div> <div></div>	SC		ST		OBC		GEN	
	Number	%	Number	%	Number	%	Number	%
	19	4.05	353	75.27	63	13.43	34	7.25

<div>CWSN</div> <div></div>	LD	VI	HI	S&LD	ID	Oth
	3	2	0	4	2	3

<div>Management</div> <div></div>	Government			Government-aided		
	Number		%	Number		%
	404		86.14	65		13.86

### Average Performance of Students in Language (%)

Overall	Gender		Area		Management		Social Group			
	Male	Female	Rural	Urban	Govt.	Aided	SC	ST	OBC	GEN
52.38	52.47	52.31	52.45	50.42	52.18	53.64	46.32	52.14	52.59	57.84

### Performance on Learning Outcomes (LOs)

Learning Outcomes	Description	Average Performance(%)
L813	Read textual/non-textual materials with comprehension and identifies the details, characters, main idea and sequence of ideas and events while reading	52.38

Range of Performance of Students who Answered Correctly							
Below 30%		30% - 50%		50% - 75%		Above 75%	
Number	%	Number	%	Number	%	Number	%
77	16.42	145	30.92	178	37.95	69	14.71

### Lowest Performing Learning Outcomes (LOs)

1 - Read textual/non-textual materials with comprehension and identifies the details, characters, main idea and sequence of ideas and events while reading (52.38)